

**Consulate of India
San Francisco**

**Monthly Commercial Report
February 2020**

Trade News:

1. Amazon invests over Rs 2,500 cr into India units

Amazon has infused over Rs 2,500 crore into two of its Indian businesses on 8 February. Amazon Seller Services and Amazon Data Services India, according to regulatory filings. The investment comes just days after its founder and the world's richest man Jeff Bezos announced USD 1 billion investment in digitizing small and medium enterprises (SMEs) in the country.

Amazon CEO Bezos who was in India on February had promised USD 1 billion (over Rs 7,000 crore) investment in India to help bring small and medium businesses online and committed to exporting USD 10 billion worth of India-made goods by 2025. The ambitious investment announcement had however courted controversy after Commerce and Industry Minister Piyush Goyal termed the fund infusion "not a favour". Goyal had later clarified that his statement had been taken out of context.

India's antitrust body, the Competition Commission of India has ordered an investigation into alleged violations of competition laws by Amazon and its rival Walmart-owned Flipkart. Amazon and rival Flipkart have been pumping millions of dollars into across various operations like marketplace, infrastructure and supply chain management as well as marketing and promotion as they look to strengthen their position in the fledgling Indian e-commerce market.

2. California wants partnership with India to create inclusive economic growth: US official

The US state of California wants to build robust partnership with India to create inclusive and sustainable economic growth, a top US official has said. California's Lieutenant Governor Eleni Kounalakis made the comments as she landed in New Delhi as part of a high-powered delegation led by the Bay Area Council. "California and India share much in common. Together, we will build on our partnership to create inclusive and sustainable economic growth," Kounalakis, who would also be addressing the Raisina Dialogue, said. The delegation is scheduled to hold briefings and meetings with various business, government and academic leaders on a wide range of topics, including technology, energy, manufacturing, media and entertainment and tourism. His visit builds on a report- The Bay Area-Silicon Valley and India: Convergence and Alignment in the Innovation Age- the Bay Area Council Economic Institute released last June that examined the relationship between India and the Bay Area, the long history of Indian contributions to the region's innovation economy and fast-emerging investments that the companies in the area are making in India.

3. Indian American led startup among three from UC advancing to global competition "extreme tech challenge"

The University of California on Feb. 5 announced that a trio of UC-based startups has advanced in the global competition 'Extreme Tech Challenge', including one founded by an Indian American from U.C. ... Santa Barbara alum Damien Kudela, co-founder and CEO of Cayuga Biotech, edged out four others U.C. Two other UC startups so impressed XTC's judges at the 2020 UC Startup Pitch Showcase that they were also

invited to attend the Paris finals. They are UC Riverside's FarmSense and UC San Diego's Educational Vision Technologies.

"The world is at a pivotal moment when advances in tech, data and artificial intelligence could solve many of the world's most pressing problems," said Shankar Chandran, senior vice president and head of Samsung Catalyst Fund. "The goal of XTC is to harness the incredible opportunity and energy behind this philosophy and apply it to the UN's Sustainable Development Goals. We found all three candidates of this regional competition to be extraordinarily compelling, and we're excited to have each of them pitch their ideas on the world stage this June. With the right ideas and the right investment, we can make a difference."

4. New Delhi Restaurant is officially a San Francisco Legacy Business!

On 01 Feb. New Delhi Restaurant has officially been named a San Francisco Legacy Business! It was a long journey – over 30 years! – but we made it. Only 239 business have achieved this honor and we are proud to be the first Indian restaurant and the first South Asian-owned business to make the list.

Speaking at the hearing at City Hall, Chef and Owner Ranjan Dey commented, "New Delhi Restaurant continues to be a constant in this vibrant, ever changing city. What began as an Indian restaurant, focused on serving incredible Indian cuisine with a San Francisco twist; quickly turned into an irreplaceable stitch in the fabric of this community. We continue to serve our unique recipes, while uplifting the Indian community, serving as a bridge to the wider San Francisco Bay Area, and creating global citizenship through our charity- Compassionate Chef's Cafe. We are humbled to accept this legacy business nomination."

5. Vivekananda Yoga University in Los Angeles to start post-graduate yoga course

The Vivekananda Yoga University (VAYU) set up its initial campus on 17 Feb. in Los Angeles with a budget of USD 5 million as the world's first yoga university outside India. Now the university has announced the launch of its post-graduate course in the US, along with research into the ancient Indian practice, with admissions beginning in April.

Sree Sreenath, a Professor from Case Western University, has been named its president and Indian yoga guru HR Nagendra as its chairman, the university said in a statement. The Master's programmes will roll out from August 2020 under the leadership of Sree Sreenath. The announcement by the university came within three months of receiving official recognition from the Bureau for Private Postsecondary Education, California in November 2019.

Major Events and Visits:

1. Visit of Chhattisgarh Chief Minister to Bay area, San Francisco

Chhattisgarh Chief Minister Shri Bupesh Baghel (CM), accompanied by a high-level official delegation visited San Francisco Bay Area from 11-13 Feb 2020 to interact with potential investors and tech-professionals. The visit was a part of his pan-America tour that also included interactions in Boston and New York. The highlight of the visit to the San Francisco Bay Area was a business interaction (12 Feb) with investors, tech-professionals and Chhattisgarh diaspora at an event hosted by the Consulate in association with TiE Silicon Valley at the Indian Community Centre in South Bay. CM addressed a gathering of about 250 select invitees comprising investors, venture capitalists, tech-professionals, Indian diaspora and the media, where he highlighted some of the pioneering achievements of his State in recent years. He underlined that Chhattisgarh has consistently been in the top ten on all major socio-economic indices of NITI Aayog and stressed how his Government's focus on job creation, nutrition, health and education has considerably reduced Naxal-related violence in the State.

2. Member Khaitan&Co and USIBC hosted CCI Director Sriraj Venkataswamy for a roundtable discussion on February 18th 2020

An executive event was jointly hosted by Kaithan&Co and USIBC on the sidelines of the ABA Cartels Conference at palace Hotel San Francisco. The event focused on Competition Law in India, with particular relevance to the Tech and Pharma sectors. Deputy Consul General made a keynote speech on how the Government of India is currently focused in relation to FDI and priority areas of new growth that have some relevance to the Tech and Pharma industries. CCI Director Sriraj Venkataswamy gave a brief idea on the positive climate in India with antitrust laws and what the government is doing to protect competition vis a vie other markets.

Top Commodities of Exports/Imports to STATES Under this Post's Jurisdiction YTD February 2020

Top Commodities of India Exports to States under this Post's Jurisdiction

| State | HS Code | Product | Value \$ |
|--------------|-----------------|--|-----------------|
| Alaska | 82079010 | PRIMARY METAL MFG | 6,365,665 |
| Arizona | 84193100 | AGRICULTURAL PRODUCTS | \$40,152,347 |
| California | 03021100 | FISH, FRESH/CHILLED/FROZEN & OTHER MARINE PRODUCTS | \$735,722,488 |
| Hawaii | 84452011 | TEXTILE MILLS PRODUCTS | \$1,800,568 |
| Idaho | 84452011 | TEXTILE MILLS PRODUCTS | \$2,928,992 |
| Montana | 84379090 | MACHINERY, EXCEPT ELECTRICAL | \$558,505 |
| Nevada | 99979100 | MISCELLANEOUS MANUFACTURED COMMODITIES | 206,813,587 |
| Oregon | 61011010 | APPAREL MANUFACTURING PRODUCTS | \$41,269,677 |
| Utah | 98020000 | CHEMICALS | \$31,275,727 |
| Washington | 84452011 | TEXTILE MILLS PRODUCTS | 92,560,059 |
| Wyoming | 99979100 | MISCELLANEOUS MANUFACTURED COMMODITIES | 3,349,207 |

Source: Foreign Trade Division, U.S. Census Bureau

Top Commodities of Indian Imports from States under this Post's Jurisdiction

| State | HS Code | Product | Value \$ |
|------------|-----------------|--|-----------------|
| Alaska | 03021100 | FISH, FRESH/CHILLED/FROZEN & OTHER MARINE PRODUCTS | \$159,833 |
| Arizona | 73110090 | TRANSPORTATION EQUIPMENT | \$678,348,683 |
| California | 99979100 | MISCELLANEOUS MANUFACTURED COMMODITIES | \$3,104,594,814 |
| Hawaii | 7802000 | WASTE AND SCRAP | \$9,770,087 |
| Idaho | 84713010 | COMPUTER AND ELECTRONIC PRODUCTS | \$3,970,153 |
| Montana | 84193100 | AGRICULTURAL PRODUCTS | \$11,072,497 |
| Nevada | 82079010 | PRIMARY METAL MFG | 1,368,900,912 |
| Oregon | 84713010 | COMPUTER AND ELECTRONIC PRODUCTS | \$113,555,488 |
| Utah | 82079010 | PRIMARY METAL MFG | 72,410,964 |
| Washington | 73110090 | TRANSPORTATION EQUIPMENT | 118,975,257 |
| Wyoming | 98020000 | CHEMICALS | 41,276,549 |

Source: Foreign Trade Division, U.S. Census Bureau

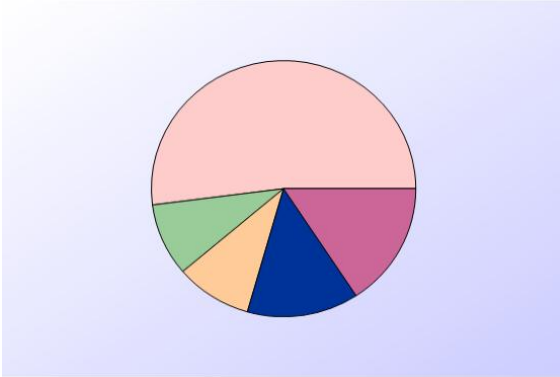
Total Exports/Imports to STATES under this Post's Jurisdiction YTD January 2020

Exports from India to States under this Post's Jurisdiction

| State | 2016 (\$) | 2017 (\$) | 2018 (\$) | YTD) DEC 2019 (\$) |
|-------------------|---------------|---------------|---------------|--------------------|
| Alaska | 5,273,335 | 2,944,686 | 8,372,567 | 6,365,665 |
| Arizona | 213,932,075 | 237,183,347 | 245,497,492 | 264,380,226 |
| California | 3,632,108,749 | 3,949,537,323 | 4,015,398,894 | 4,673,560,661 |
| Hawaii | 5,790,710 | 7,353,103 | 11,471,352 | 8,656,387 |
| Idaho | 11,273,403 | 17,815,286 | 20,600,944 | 16,581,611 |
| Montana | 2,281,820 | 4,979,671 | 6,103,863 | 3,743,133 |
| Nevada | 262,817,749 | 389,764,827 | 300,185,184 | 353,441,696 |
| Oregon | 132,326,754 | 172,763,994 | 184,808,069 | 137,830,717 |
| Utah | 98,595,480 | 103,552,344 | 120,135,210 | 149,882,165 |
| Washington | 361,830,153 | 424,890,608 | 480,015,101 | 697,140,643 |
| Wyoming | 3,386,747 | 2,651,827 | 5,160,833 | 9,202,362 |

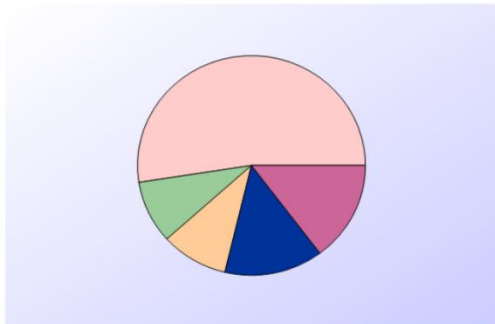
Source: Foreign Trade Division, U.S. Census Bureau *Latest data as per Feb. 2020

Major products of Exports from India to California in 2020



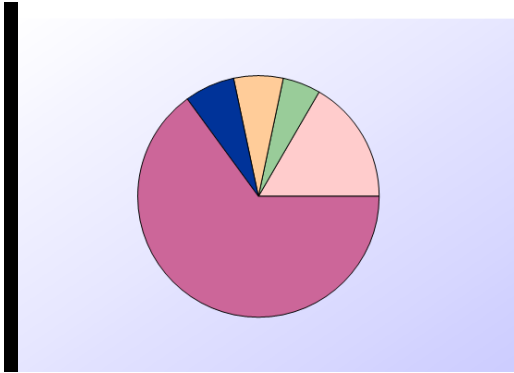
| Product | Value (\$) | Percent |
|---|------------------------|--------------|
| 114--FISH, FRESH/CHILLED/FROZEN & OTHER MARINE PRODUCTS | \$735,722,488 | 15.7 % |
| 315--APPAREL MANUFACTURING PRODUCTS | \$639,105,476 | 13.7 % |
| 339--MISCELLANEOUS MANUFACTURED COMMODITIES | \$438,569,837 | 9.4 % |
| 314--TEXTILE MILLS PRODUCTS | \$428,535,948 | 9.2 % |
| All Others | \$2,431,626,912 | 52 % |
| Grand Total | \$4,673,560,661 | 100 % |

Major products of Exports from India to Washington in 2020



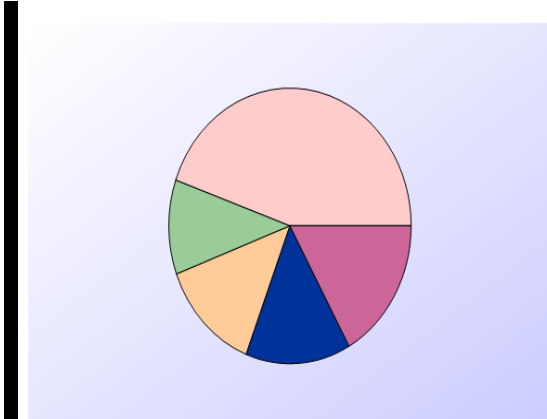
| Product | Value (\$) | Percent |
|---|----------------------|--------------|
| 314--TEXTILE MILLS PRODUCTS | \$92,560,059 | 13.3 % |
| 331--PRIMARY METAL MFG | \$83,779,625 | 12 % |
| 334--COMPUTER AND ELECTRONIC PRODUCTS | \$72,145,544 | 10.3 % |
| 114--FISH, FRESH/CHILLED/FROZEN & OTHER MARINE PRODUCTS | \$70,684,071 | 10.1 % |
| All Others | \$377,971,344 | 54.2 % |
| Grand Total | \$697,140,643 | 100 % |

Major products of Exports from India to Nevada in 2020



| Product | Value (\$) | Percent |
|---|----------------------|--------------|
| 339--MISCELLANEOUS MANUFACTURED COMMODITIES | \$206,813,587 | 58.5 % |
| 316--LEATHER & ALLIED PRODUCTS | \$28,525,869 | 8.1 % |
| 315--APPAREL MANUFACTURING PRODUCTS | \$25,715,570 | 7.3 % |
| 311--FOOD MANUFACTURES | \$23,325,610 | 6.6 % |
| All Others | \$69,061,060 | 19.5 % |
| Grand Total | \$353,441,696 | 100 % |

Major products of Exports from India to Arizona in 2020



| Product | Value (\$) | Percent |
|---|----------------------|--------------|
| 111--AGRICULTURAL PRODUCTS | \$40,152,347 | 15.2 % |
| 325--CHEMICALS | \$34,303,887 | 13 % |
| 980--GOODS RET TO CA (EXP); US GOODS RET & REIMPS (IMP) | \$32,624,678 | 12.3 % |
| 339--MISCELLANEOUS MANUFACTURED COMMODITIES | \$27,654,406 | 10.5 % |
| All Others | \$129,644,908 | 49 % |
| Grand Total | \$264,380,226 | 100 % |

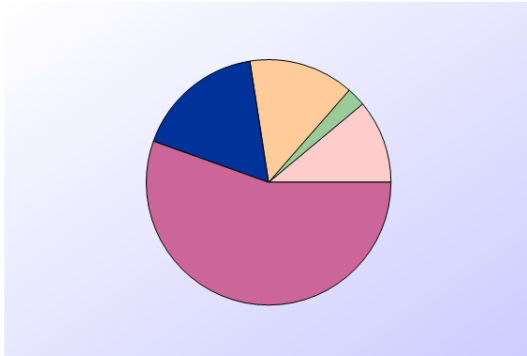
Imports by India from States under this Post's Jurisdiction

| State | 2016 (\$) | 2017 (\$) | 2018 (\$) | (YTD) DEC. 2019 (\$) |
|-------------------|---------------|---------------|---------------|----------------------|
| Alaska | 2,026,284 | 769,332 | 646,532 | 496,733,599 |
| Arizona | 114,368,708 | 157,528,131 | 131,458,629 | 816,109,698 |
| California | 5,129,286,116 | 5,014,214,769 | 6,121,547,199 | 5,598,995,460 |
| Hawaii | 15,308,110 | 10,070,427 | 11,546,406 | 19,960,511 |
| Idaho | 33,904,830 | 43,634,543 | 10,426,063 | 13,721,153 |
| Montana | 52,150,420 | 23,590,911 | 8,546,025 | 20,698,449 |
| Nevada | 812,179,250 | 1,798,617,635 | 1,672,336,718 | 1,541,426,197 |
| Oregon | 123,006,058 | 110,592,122 | 150,023,911 | 199,267,040 |
| Utah | 101,459,188 | 58,710,833 | 224,284,439 | 136,054,206 |

| | | | | |
|-------------------|-------------|-------------|-------------|-------------|
| Washington | 816,180,471 | 980,670,243 | 280,843,372 | 473,890,293 |
| Wyoming | 12,912,385 | 17,098,991 | 21,601,728 | 41,483,546 |

Source: Foreign Trade Division, U.S. Census Bureau

Major products of Imports by India from California in 2020



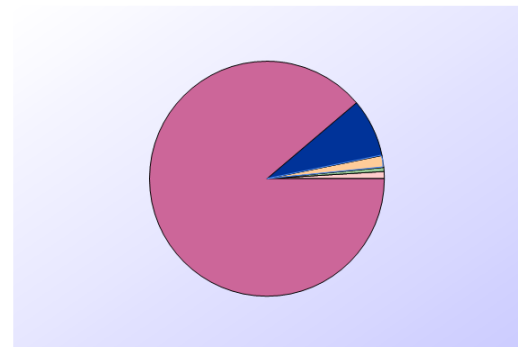
| Product | Value (\$) | Percent |
|---|------------------------|--------------|
| 339--MISCELLANEOUS MANUFACTURED COMMODITIES | \$3,104,594,814 | 55.4 % |
| 111--AGRICULTURAL PRODUCTS | \$957,390,763 | 17.1 % |
| 334--COMPUTER AND ELECTRONIC PRODUCTS | \$778,092,734 | 13.9 % |
| 910--WASTE AND SCRAP | \$140,967,049 | 2.5 % |
| All Others | \$617,950,100 | 11 % |
| Grand Total | \$5,598,995,460 | 100 % |

Major products of Imports by India from Washington in 2020



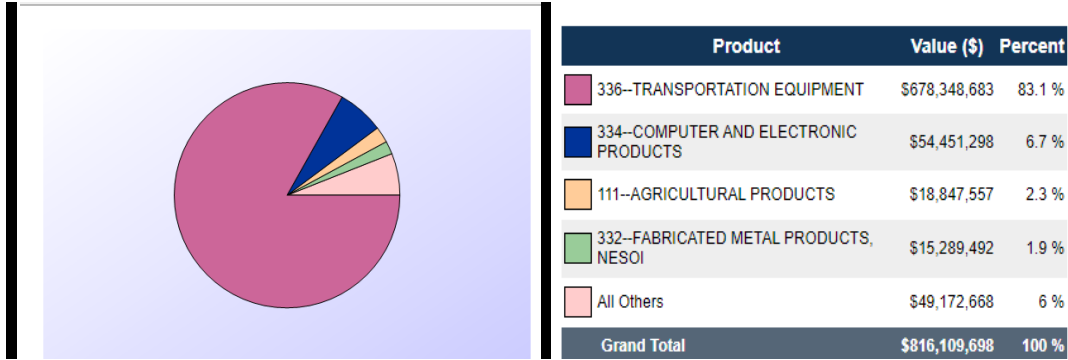
| Product | Value (\$) | Percent |
|---------------------------------------|----------------------|--------------|
| 336--TRANSPORTATION EQUIPMENT | \$118,975,257 | 25.1 % |
| 111--AGRICULTURAL PRODUCTS | \$89,069,778 | 18.8 % |
| 334--COMPUTER AND ELECTRONIC PRODUCTS | \$67,163,276 | 14.2 % |
| 910--WASTE AND SCRAP | \$47,459,647 | 10 % |
| All Others | \$151,222,335 | 31.9 % |
| Grand Total | \$473,890,293 | 100 % |

Major products of Imports by India from Nevada in 2020



| Product | Value (\$) | Percent |
|---|------------------------|--------------|
| 331--PRIMARY METAL MFG | \$1,368,900,912 | 88.8 % |
| 339--MISCELLANEOUS MANUFACTURED COMMODITIES | \$123,625,663 | 8 % |
| 334--COMPUTER AND ELECTRONIC PRODUCTS | \$25,251,333 | 1.6 % |
| 333--MACHINERY, EXCEPT ELECTRICAL | \$8,436,740 | 0.5 % |
| All Others | \$15,211,549 | 1 % |
| Grand Total | \$1,541,426,197 | 100 % |

Major products of Imports by India from Arizona in 2020



TRADE ENQUIRES

Here are some of the trade enquiries that this post received during month of February 2020 and they have been attended to appropriately.

| Company | Products |
|-------------------|---|
| JALARAM EXPORTS | Natural Honey |
| Castle Exports | Handicrafts, Apparels , Medicinal and Herbs, coconut , jute |
| Sparsh Jain | Manibhadra Textiles. |
| Hogsmeade Global" | Ladies Leggings" |
| Charu Joshi. | Almonds Nuts |
| Spa De Soleil | Packaging Manufacturing suppliers) |
| FORTUNE EXICOM. | Almonds Nuts |
